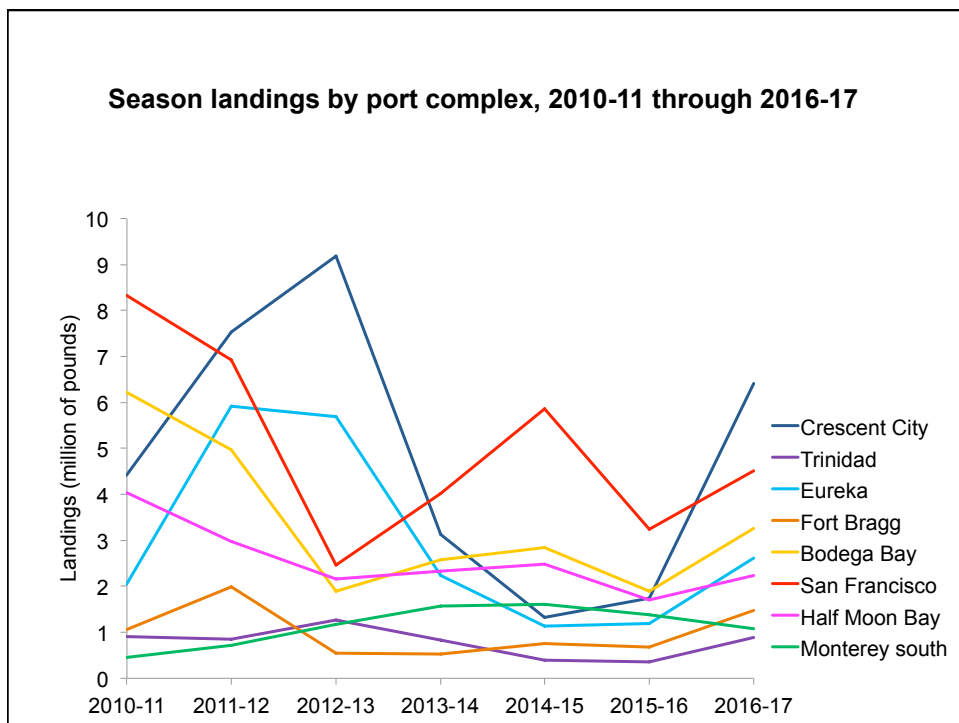
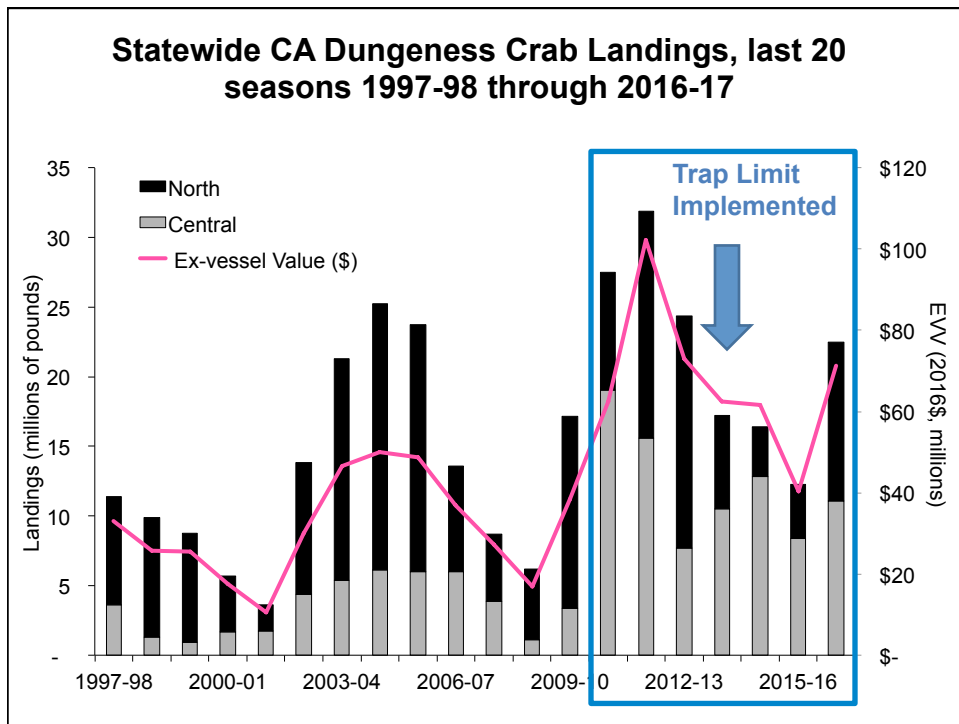




CA Dungeness Crab Commercial Fishery Updates

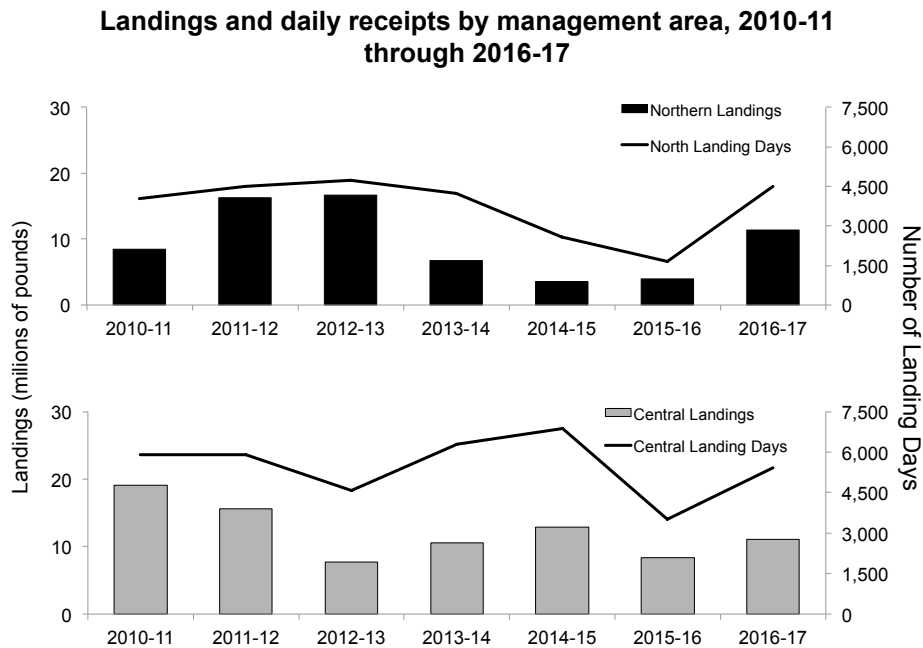
- 2016-17 Season update
- Trap limit evaluation continued, (w/some slides provided as supplemental info.)
- Domoic acid delays:
 - Shorter seasons, later start dates & areas that don't open on traditional lines
 - Concentration of fishing activity occurs later* & potentially in smaller areas

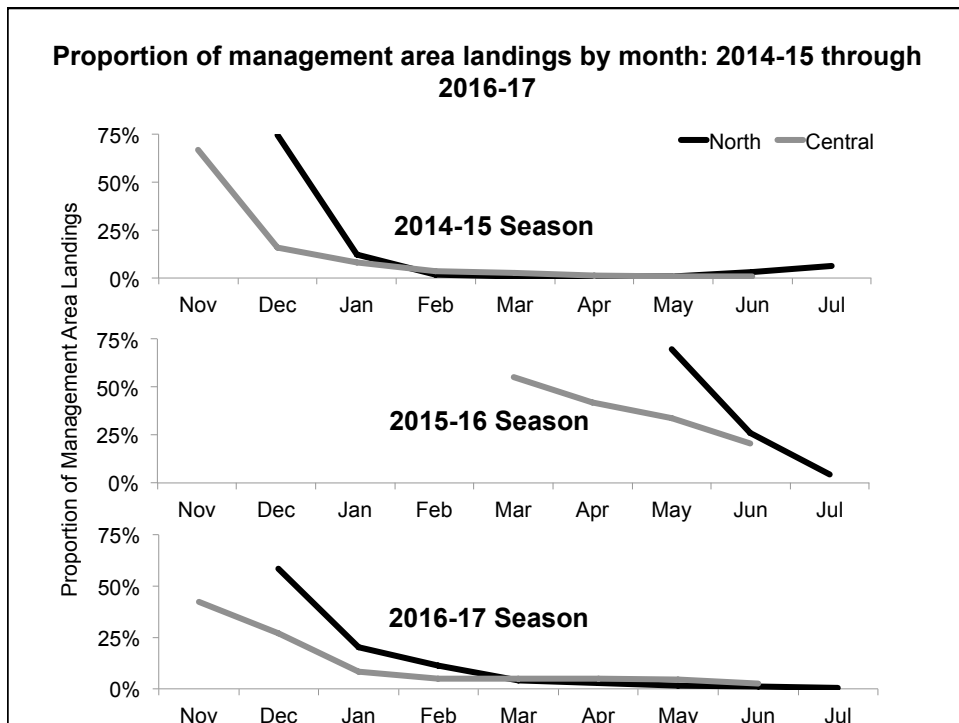
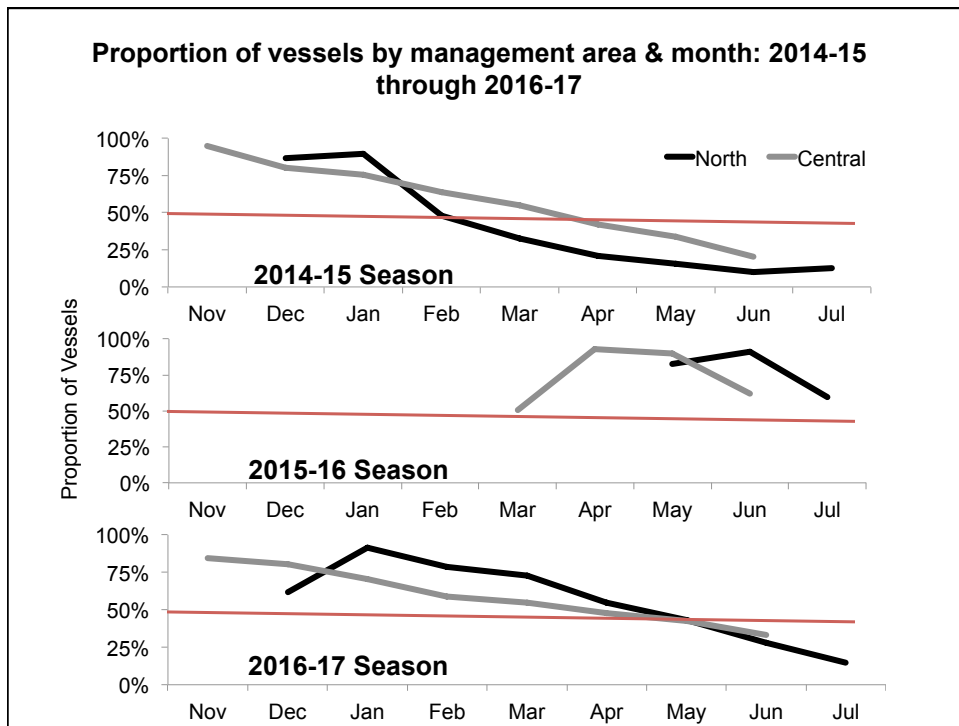
*Delays due to preseason quality testing occur until Jan 15



Landings & permit activity, 2010-11 through 2016-17

| Season | Pounds Landed (millions) | Total Permits | Total Active Permits | Percent Active |
|---------------------|--------------------------|---------------|----------------------|----------------|
| Pre-Implementation | | | | |
| 2010-11 | 27.5 | 576 | 412 | 71.5% |
| 2011-12 | 31.9 | 570 | 435 | 76.3% |
| 2012-13 | 24.4 | 570 | 447 | 78.4% |
| Post-Implementation | | | | |
| 2013-14 | 17.2 | 568 | 453 | 79.8% |
| 2014-15 | 16.4 | 563 | 461 | 81.9% |
| 2015-16 | 12.3 | 561 | 407 | 72.5% |
| 2016-17 | 22.4 | 558 | 467 | 83.7% |





Trap Limit Evaluation Summary Presentation from October 2016 meeting:

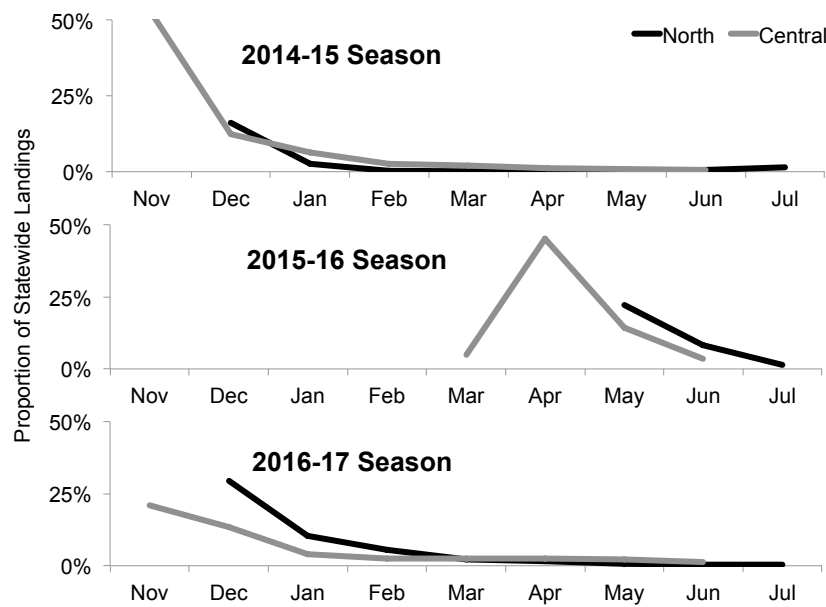
Google:

“DCTF Evaluation Presentation 2016”

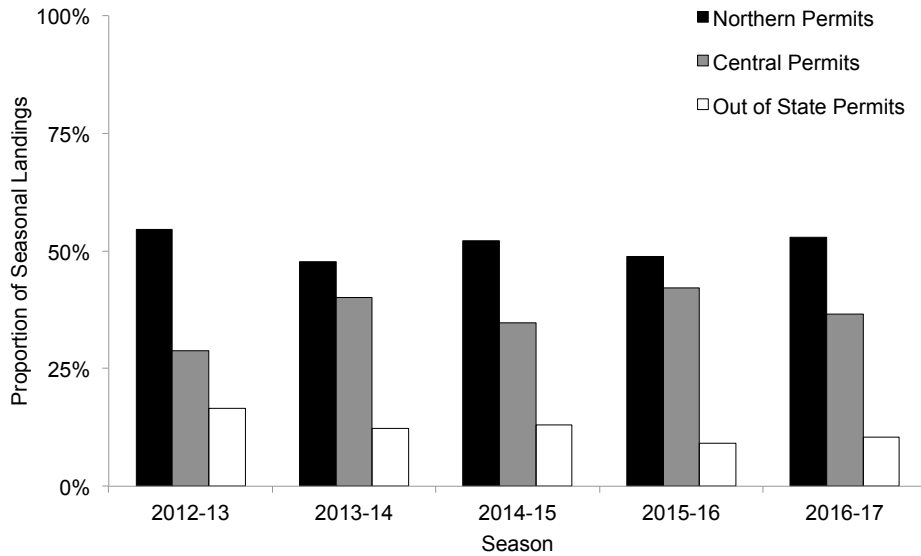
URL:

[http://www.opc.ca.gov/webmaster/ftp/
project_pages/dctf/meeting-6/dctfp-eval-
presentation-updated.pdf](http://www.opc.ca.gov/webmaster/ftp/project_pages/dctf/meeting-6/dctfp-eval-presentation-updated.pdf)

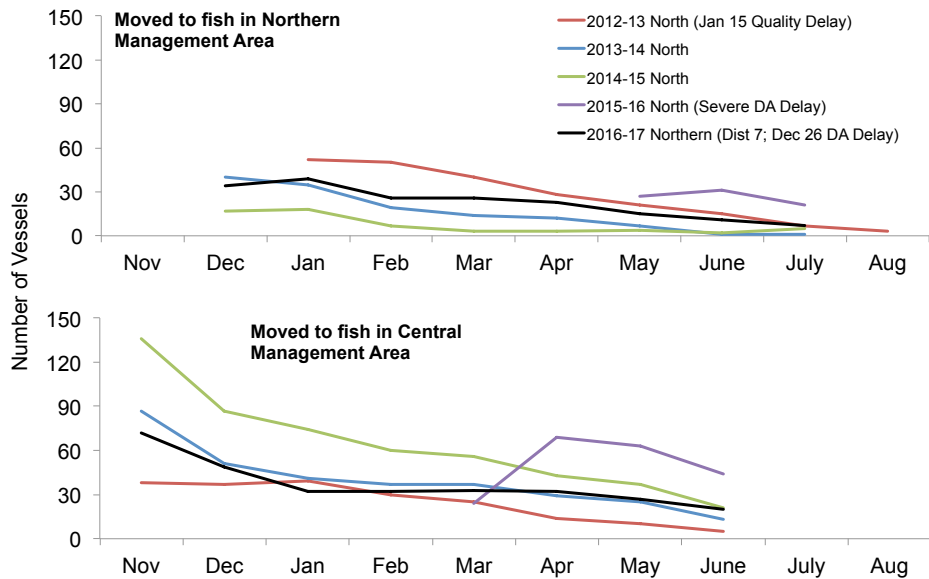
Proportion of statewide landings by month: 2014-15 through 2016-17



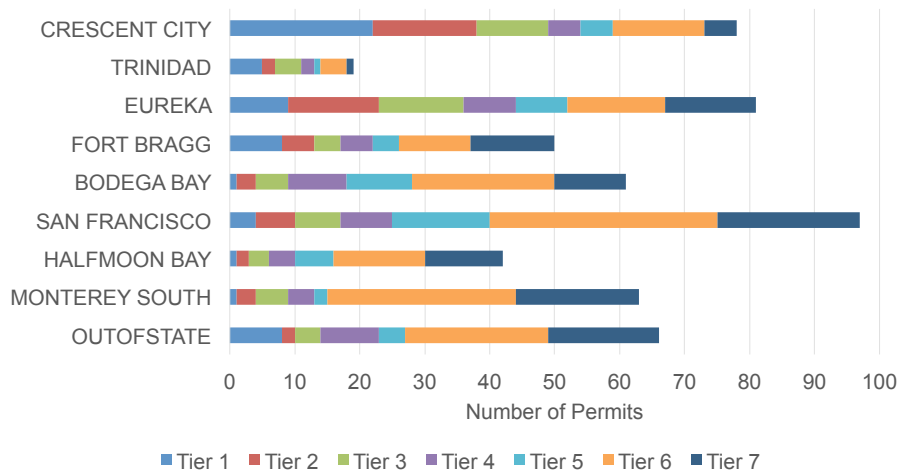
Supplemental: Proportion of landings made by permits from each home port area, 2012-13 through 2016-17



Supplemental: Vessels that fished outside homeport management area, 2012-13 through 2016-17



Number of Permits by Port & Tier



Supplemental: Trap Limit Program – In-Season Replacement Tags Purchased

| Season | # of Permits Requesting | Total In-season Replacement Tags | % traps fished | % Fleet | 10% Tags | 5-10 % Tags | <5% Tags |
|----------------|-------------------------|----------------------------------|----------------|-----------|-----------|-------------|----------|
| 2013-14 | 64 | 1,633 | 1% | 11% | 43 | 7 | 14 |
| 2014-15 | 44 | 1,424 | <1% | 8% | 17 | 21 | 6 |
| 2015-16 | 24 | 850 | <1% | 4% | 20 | 4 | 0 |
| 2016-17 | 50 | 1,586 | 1% | 9% | 37 | 9 | 4 |

**Supplemental: 2016-17 Season:
Tier/Permit Activity**

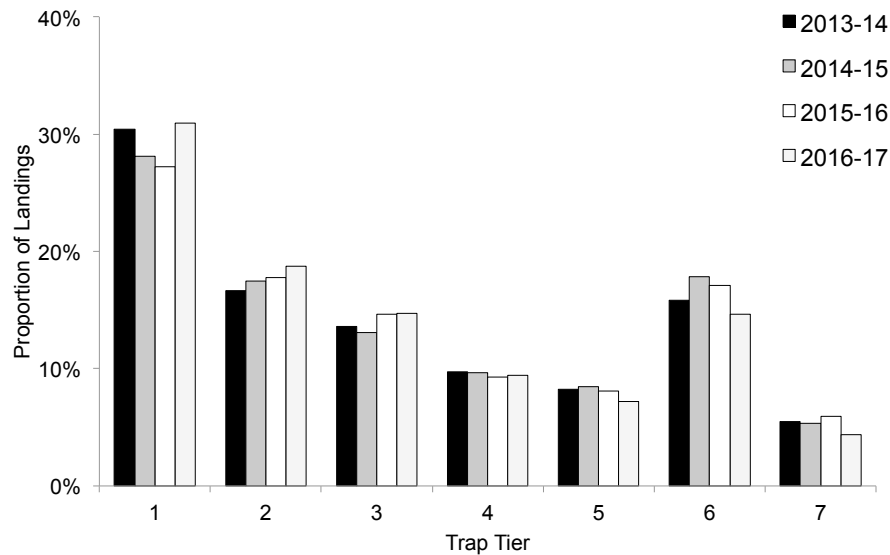
- **558 total permits**
- **467 permits made at least one landing**
- **84% active**

| Tier Number | Total Permits | Permits Active |
|--------------------|----------------------|-----------------------|
| 1 | 59 | 55 |
| 2 | 54 | 53 |
| 3 | 57 | 50 |
| 4 | 54 | 45 |
| 5 | 55 | 51 |
| 6 | 166 | 146 |
| 7 | 113 | 67 |

Supplemental: Total Potential Traps

| Tier Number | Total Permits | Permits Active 2016-17 Season |
|------------------------------|----------------------|--|
| 1 | 59 | 55 |
| 2 | 54 | 53 |
| 3 | 57 | 50 |
| 4 | 54 | 45 |
| 5 | 55 | 51 |
| 6 | 166 | 146 |
| 7 | 113 | 67 |
| Total Potential Traps | 173,325 | 150,625 |

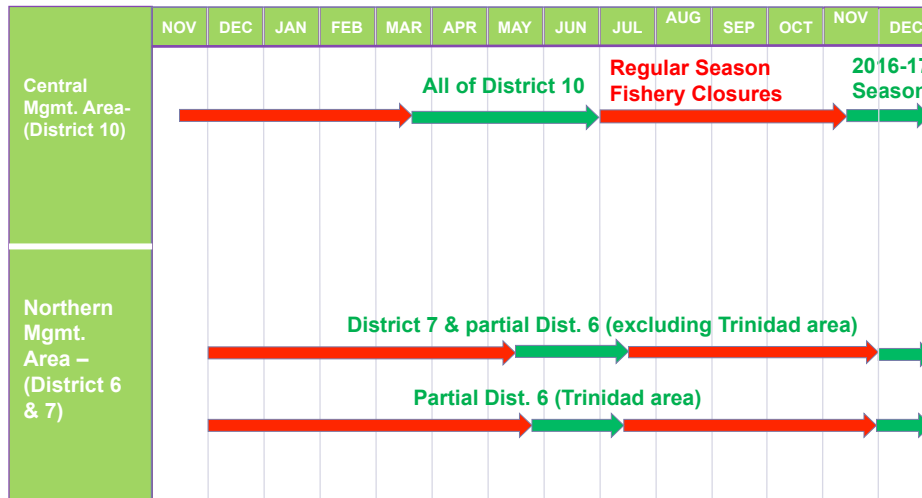
Supplemental: Proportion of landings by tier, 2013-14 through 2016-17



Supplemental: Season Opener Dates, 2015-16 & 2016-17 Seasons

| 2015-16 Season Area | Open Date | 2016-17 Season Area | Open Date | 2016-17 Season Area | Open Date |
|--|-----------|---|-----------|--|-----------|
| Central Delay: S of Sonoma County, (all of Dist. 10) | 3/26/16 | Central: S of Pt Reyes, (partial Dist. 10) | 11/15/16 | North Delay: N of Shelter Cove to Dist. 6, (partial Dist. 7) | 12/26/16 |
| North Delay: Mendocino & Del Norte counties (partial Dist. 6 & 7) | 5/12/16 | North: Dist. 6 only | 12/1/16 | North Delay: N of Pt Arena to Ten Mile River, (partial Dist. 7) | 12/29/16 |
| North Delay: Humboldt County excluding Trinidad (partial Dist. 6, all of Dist. 7) | 5/12/16 | Central Delay: N of Pt. Reyes to Salt Pt. (partial Dist. 10) | 12/3/16 | North Delay: N of Ten Mile River to Shelter Cove (all Dist. 7 open) | 1/16/17 |
| North Delay: Trinidad area (all of Dist. 6) | 5/26/16 | Central Delay: N of Salt Pt. to Sonoma / Mendocino County line (all Dist. 10 open) | 12/24/16 | | |
| | | Central Delay: N of Sonoma / Mendocino County line to Pt Arena (partial Dist. 7) | 12/26/16 | | |

Timeline of commercial Dungeness crab 2015-16 season domoic acid delays



Timeline of commercial Dungeness crab 2016-17 season domoic acid delays

