



Introduction to California Commercial Dungeness Crab Fishery

Christy Juhasz

Marine Region, California

Department of Fish and Wildlife

August 20, 2015 Oakland, CA



Dungeness Crab Fishery Management Authority Overview



- Commercial fishery legislatively regulated
- Fish and Game Commission has limited authority over the commercial fishery and full authority over recreational fishery regulations

Northern Management Area

Crescent City

Trinidad
Eureka

Fort Bragg

Bodega Bay

San Francisco

Half Moon Bay

Monterey

Morro Bay

Central Management Area



Commercial Regulations



- DFW is Management Agency
- Basic Management Scheme (3-S):
 1. Size – minimum size 6.25 inches
 2. Sex – keep males only
 3. Seasons –

Northern CA (Pt Arena north): Dec 1 thru July 15
Central CA (District 10): Nov 15 thru June 30
- Limited Entry (1995)
- Trap Limits (as of 2013-14)



Additional Requirements



- Commercial Fishing License and Dungeness Crab Vessel Permit
- Traps must be owner ID'd and buoys must have Buoy Tag
- Prior to each season an affidavit must be filed describing the tag number, date and location where all lost buoy tags were last observed
- Landing Receipt is primary source of fishery catch and effort information; logbooks not required



Dungeness Crab Task Force (DCTF)



- Dungeness Crab Task Force required by statute (FGC Sec 8276.4)
- Advisory group makes fishery recommendations
 - e.g. Evaluate Trap Limit Program, and other management issues
- 2015 & 2017 Reports to Legislature and Management Agencies
- Forum to discuss coastwide coordination of other crab management issues
- No funding after this current session



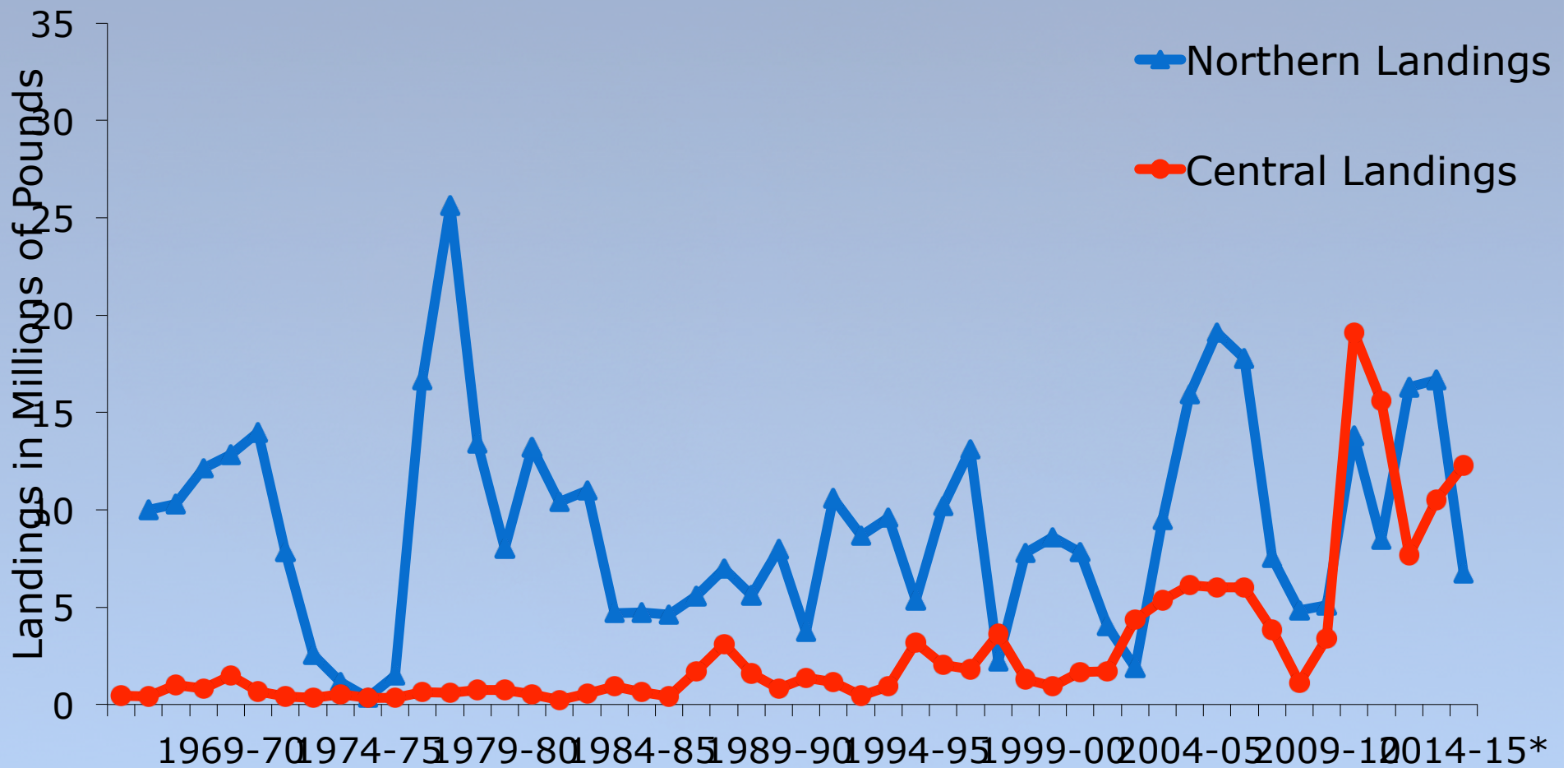
Tri-State Dungeness Crab Committee

- WDFW, ODFW and CDFW with PSMFC coordination
- Interstate cooperation on pre-season condition testing and season openings north of Pt Arena
- Forum for discussing other crab issues





Landings in the Commercial Fishery by Region (50 years)



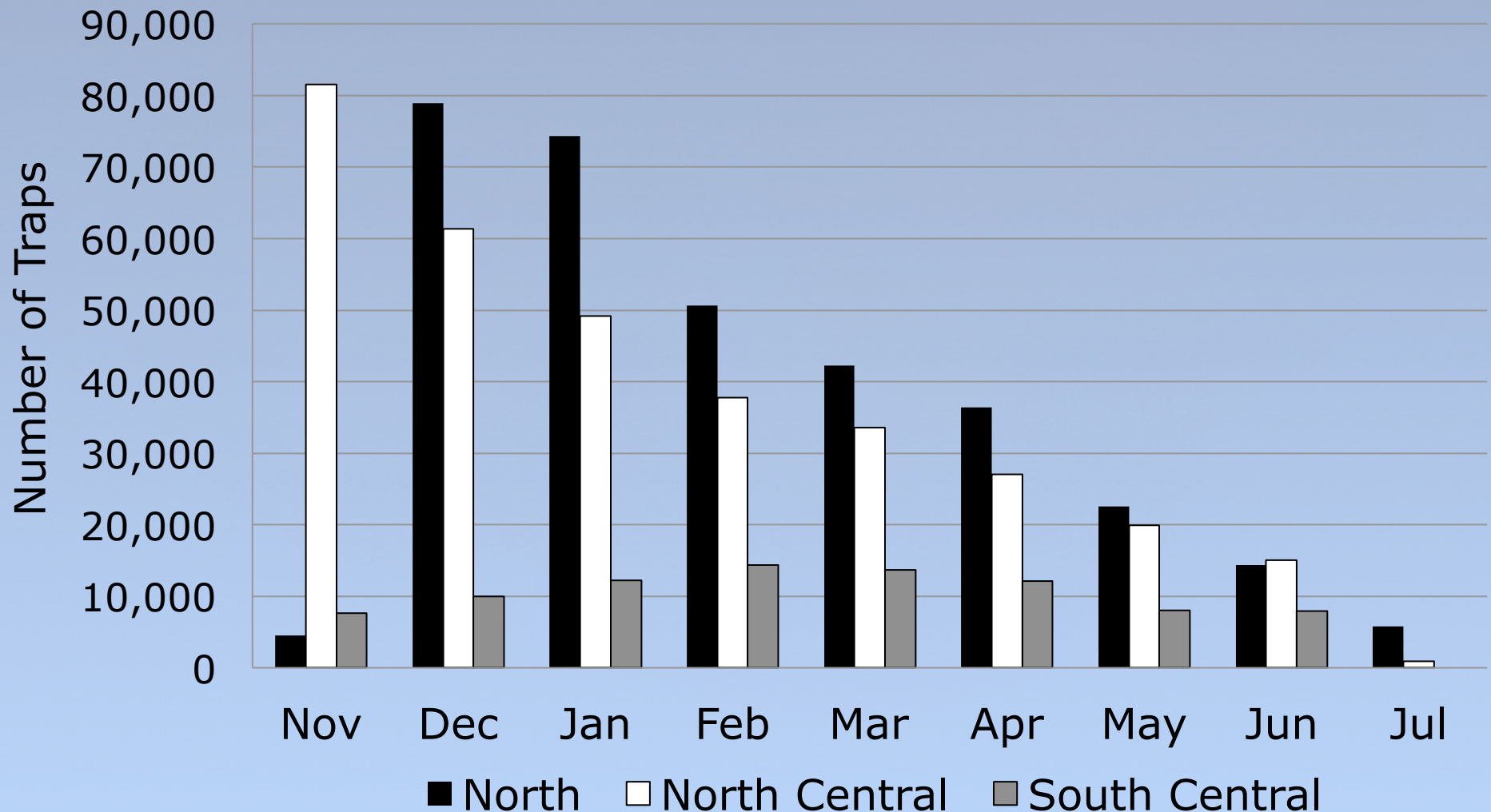


Total Potential Traps: 2014-15 Season

Tier Number	Traps in Tier	Total Permits	Active Permits	Total Potential Traps
1	500	59	57	28,500
2	450	54	50	22,500
3	400	56	50	20,000
4	350	54	45	15,750
5	300	56	49	14,700
6	250	168	143	35,750
7	175	115	57	9,975
	Total	562	451	147,175

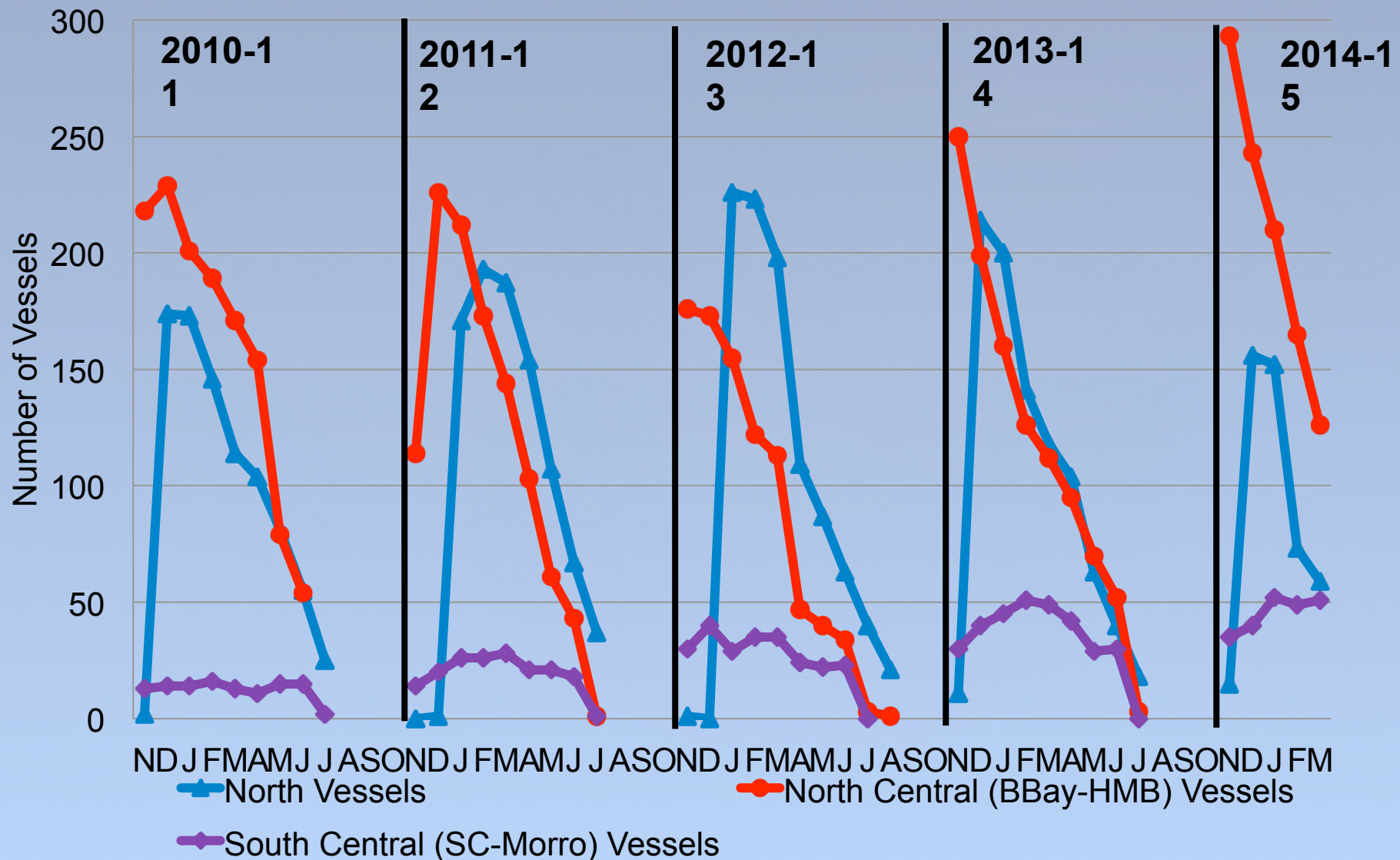


Potential Traps Estimated From Vessels by Month and Region: 2013-14 Season (454 total vessels)



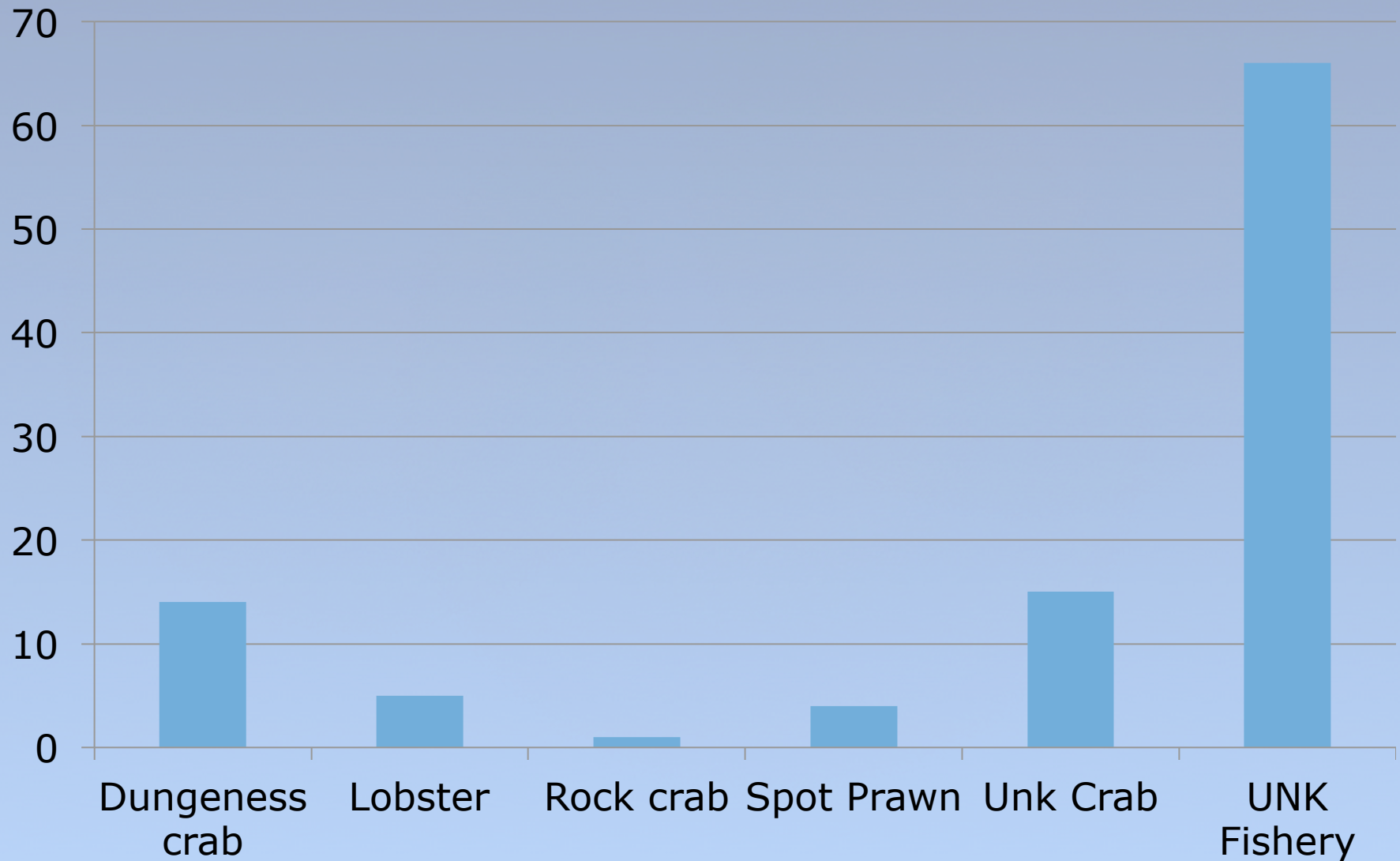


Number of Dungeness crab Vessels per Month by Area (North, N Central, & S Central): Nov 2010 - Mar 2015



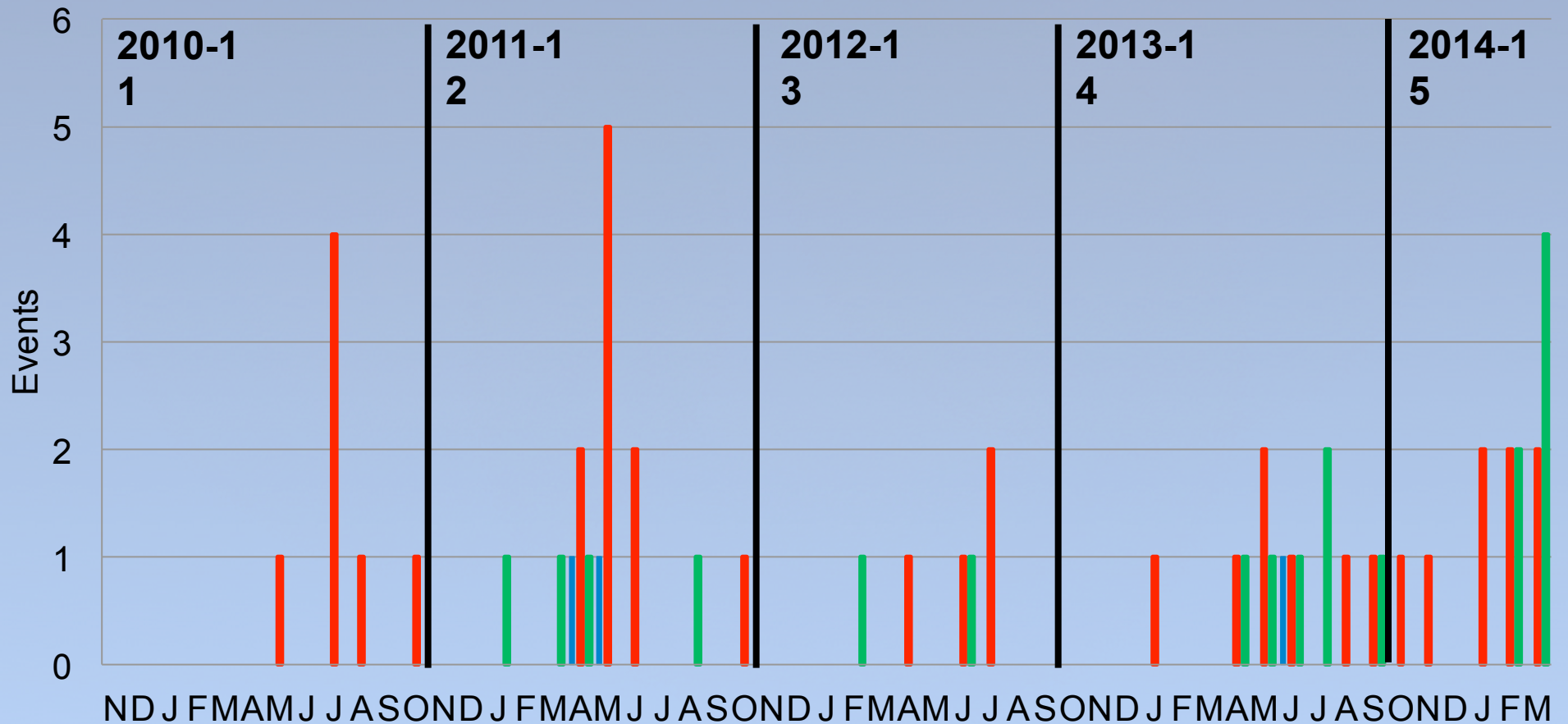


Observed/Documented Whale Entanglement Events by CA Fishery: 2000-2014





Observed/Documented Whale Entanglement Events* by Month: Nov 2010- Mar 2015 (So Cal is Santa Barbara south)



*Events only include known Dungeness crab gear, unknown pot and unknown gear

■ NorCal ■ CenCal ■ SoCal



Thank You



Christy Juhasz
Environmental Scientist
**California Department of Fish &
Wildlife**

Christy.Juhasz@wildlife.ca.gov

(707) 576-2887